



Mitsubishi L200 Double Cab 4x4 2.4L Petrol



Technical Specification



Body Type	:	Pickup
Brand	:	Mitsubishi
Model	:	L200
Year	:	2020
No. of Passengers	:	5 Seater
Dimensions (L x W x H)	:	(5,200 X 1,785 X 1,775)mm
Fuel	:	Petrol
Fuel Capacity	:	75L
Horsepower	:	161 hp
Engine Capacity	:	2.4L
Cylinder No.	:	4
Brakes	:	Fr: Disc / Rr Drum Brakes
Head Lamp	:	LED Head Lamps / Fog Lamps
Gross Weight	:	2,760 kg
Ground Clearance	:	200 mm
Wheel Base	:	3,000 mm
Transmission	:	5 Speed Manual
Tyre Size	:	245/65 R17'
Suspensions	:	Heavy Duty Suspension

Interior & Convenience

- ◇ Power Steering
- ◇ Power Window
- ◇ Instrument panel center panel Gloss Black
- ◇ Instrument Panel air outlet Grill Painted
- ◇ Inner Door Handle Chrome
- ◇ 4 spoke Urethane steering
- ◇ Audio Switch
- ◇ Manual Sliding reclining and Hight adjuster driver seat
- ◇ Front 3 P seatbelts ELRX 2 , Pretensioner and force limiter for D+P
- ◇ Speed sensing auto door lock
- ◇ Analog Speed-o-Meters
- ◇ 5 Seater / Fabric Seats / Manual Seats
- ◇ Wide 2DIN . AM/FM CD PLAYER , 4 SPEAKER
- ◇ Front Dual Airbags
- ◇ Manual A/C

Additional Features

- ◇ Central Door Lock
- ◇ Driver side window Auto Down
- ◇ Keyless Entry
- ◇ USB Port
- ◇ Axle : 4WD

-  /MileleMotors
-  @MileleMotors
-  MileleMotors
-  @MileleMotors



Mitsubishi Sportero DC 4x4 2.4L Diesel

Exterior Specification

- ◇ Abs With EDB
- ◇ Bumper color keyed with garnish
- ◇ Radiator Grill silver
- ◇ Front fog Lamps
- ◇ Outer Door handle Chrome
- ◇ Rear Window with Hot Wire
- ◇ Power door mirror with hot wire
- ◇ Side Step
- ◇ Rear Body Guard Frame
- ◇ Rear Gate Handle Chrome
- ◇ Rear Step Bumper
- ◇ High Mount Stop Lamp
- ◇ Tyres : 255/70 R16
- ◇ Side Stripe




-  /MileleMotors
-  @MileleMotors
-  MileleMotors
-  @MileleMotors



Mitsubishi Sportero DC 4x4 2.4L Diesel

Exterior



-  /MileleMotors
-  @MileleMotors
-  MileleMotors
-  @MileleMotors



Mitsubishi Sportero DC 4x4 2.4L Diesel

Exterior

