



TOYOTA COASTER ARMoured

2025 · LHD

White Exterior · White Interior



22 s

0-100 km/h



154 HP

2.7L Inline-4



RWD

6-Speed Manual


Vehicle Variant Code: LCOASTER2.7P_4A








TECHNICAL FEATURES

	Torque	42 Nm @ 3600–4200 rpm
	Fuel Type	Petrol
	Fuel Economy (km/l)	5–6
	Steering Type	Power Steering
	Front Suspension	Double wishbone
	Rear Suspension	Leaf
	Fuel Tank Capacity	95 L














DIMENSIONS

	Length	6990 mm
	Width	2080 mm
	Height	2635 mm
	Wheelbase	3935 mm
	Ground Clearance	180 mm

WHEELS & HANDLING

	Brakes	Disks & Drums
	Turning Circle	7.2 m
	Tyre Size	215/70R17.5
	Rim Material	Steel
	Tire Load	126/124

EXTERIOR FEATURES

	Headlights	Halogen
	Daytime Running Lights (DRL)	No
	Fog Lights	No
	Power-Folding Mirrors	No
	Side Mirrors	Black
	Adaptive Headlights	No
	Headlight Washers	No
	Sunroof	No
	Rear Spoiler	No
	Door Handles	Black
	Side Steps	Yes
	Door Entry	Standard
	Colour Tone	One-Tone



INTERIOR FEATURES

	Instrument Cluster	Analog
	Steering Wheel Controls	No
	Air Conditioning	Manual
	Infotainment Screen	Radio Unit
	Apple CarPlay & Android Auto	No
	Speakers	Front & Rear
	Power Windows	Ballistic Glass
	Seating Material	Leather
	Front Seats Adjustment	Manual
	USB Ports	Yes
	Cup Holders	Yes
	Storage Compartments	Yes
	Push Button Start	No




DRIVER’S ASSIST

	Cruise Control	No
	Lane Keep Assist	No
	Lane Departure Warning	No
	Blind Spot Monitoring	No
	Forward Collision Warning	No
	Automatic Emergency Braking	No
	Driver Attention Alert	No
	Parking Sensors	No
	Rearview Camera	No
	360° Surround View Camera	No
	Hill Start Assist	No
	Hill Descent Control	No
	Crawl Control	No

SAFETY FEATURES

	Front Airbags	Yes
	Side & Curtain Airbags	No
	Anti-Lock Braking System	Yes
	Electronic Stability Control	Yes
	Traction Control System	Yes
	Brake Assist	Yes
	Seatbelts with Pretensioners	Yes
	ISOFIX / Child Seat Anchors	No
	Tyre Pressure Monitoring System	Yes
	Rear Door Child Lock	No
	Crash Sensor Fuel Cut-Off	Yes
	Auto Brake Hold	No
	Engine Immobilizer	Yes



MODIFICATIONS

B6 Armouring with VIP Interior

Ballistic Steel Panels on Body Shell

Ballistic Overlaps on Door Frames

Armored Fuel Tank

Armored Battery Compartment

Automatic Emergency Braking

Driver Attention Alert

Explosion-Resistant Floor Protection

Snorkel

Reinforced Door Hinges

Heavy-Duty Suspension Lift (to compensate armor weight)

