



SUZUKI SWIFT GLX

2026 · LHD

White Exterior · Black Interior



12.8 s

0-100 km/h



80 HP

1.2L Inline - 3 (I3)



FWD

CVT

Vehicle Variant Code: LSWIFT1.2P_5



TECHNICAL FEATURES

Torque	111.7 Nm @ 4,300 rpm
Fuel Type	Petrol
Fuel Economy (km/l)	22-24
Steering Type	Power Steering
Front Suspension	MacPherson Strut
Rear Suspension	Torsion Beam
Fuel Tank Capacity	37 L

DIMENSIONS

Length	3860 mm
Width	1735 mm
Height	1520 mm
Wheelbase	2450 mm
Ground Clearance	145 mm

WHEELS & HANDLING














Brakes	Disks & Drums
Turning Circle	10.4 m
Tyre Size	165/80R14
Rim Material	Alloy
Tire Load	81

EXTERIOR FEATURES

	Headlights	LED
	Daytime Running Lights (DRL)	Yes
	Fog Lights	Yes
	Power-Folding Mirrors	Yes
	Side Mirrors	Black
	Adaptive Headlights	No
	Headlight Washers	No
	Sunroof	No
	Rear Spoiler	No
	Door Handles	Black
	Side Steps	Yes
	Door Entry	Keyless Entry
	Colour Tone	Dual-Tone
















INTERIOR FEATURES














	Instrument Cluster	Analog + LCD
	Steering Wheel Controls	Yes
	Air Conditioning	Automatic
	Infotainment Screen	9"
	Apple CarPlay & Android Auto	Yes
	Speakers	6
	Power Windows	Yes
	Seating Material	Fabric
	Front Seats Adjustment	Manual
	USB Ports	Yes
	Cup Holders	Yes
	Storage Compartments	Yes
	Push Button Start	Yes



DRIVER'S ASSIST

	Cruise Control	Yes
	Lane Keep Assist	Yes
	Lane Departure Warning	Yes
	Blind Spot Monitoring	No
	Forward Collision Warning	No
	Automatic Emergency Braking	No
	Driver Attention Alert	No
	Parking Sensors	Rear
	Rearview Camera	Yes
	360° Surround View Camera	No
	Hill Start Assist	Yes
	Hill Descent Control	No
	Crawl Control	No

SAFETY FEATURES

	Front Airbags	Yes
	Side & Curtain Airbags	Yes
	Anti-Lock Braking System	Yes
	Electronic Stability Control	Yes
	Traction Control System	Yes
	Brake Assist	No
	Seatbelts with Pretensioners	Yes
	ISOFIX / Child Seat Anchors	Yes
	Tyre Pressure Monitoring System	Yes
	Rear Door Child Lock	Yes
	Crash Sensor Fuel Cut-Off	No
	Auto Brake Hold	No
	Engine Immobilizer	Yes

