



TOYOTA HILUX DC DIESEL MHEV

2026 · LHD

Silver Exterior · Black Interior



10.7 s

0-100 km/h



201 HP

2.8L Turbo Diesel I-4



4WD

6-Speed Automatic

Vehicle Variant Code: LHILUXDC2.8EV_2



TECHNICAL FEATURES

Torque	500 Nm @ 1,600–2,800 rpm
Fuel Type	Diesel (Mild-Hybrid / MHEV)
Fuel Economy (km/l)	10.1–10.7
Steering Type	Rack & Pinion, Hydraulic Power Steering
Front Suspension	Double Wishbone
Rear Suspension	Leaf Springs, Rigid Axle
Fuel Tank Capacity	80 L

DIMENSIONS

Length	5325 mm
Width	1855 mm
Height	1795 mm
Wheelbase	3090 mm
Ground Clearance	310 mm

WHEELS & HANDLING














Brakes	Disks & Drums
Turning Circle	13.4 m
Tyre Size	265/65R17
Rim Material	Alloy
Tire Load	112

EXTERIOR FEATURES

	Headlights	LED
	Daytime Running Lights (DRL)	Yes
	Fog Lights	Yes
	Power-Folding Mirrors	Yes
	Side Mirrors	Chrome
	Adaptive Headlights	No
	Headlight Washers	No
	Sunroof	No
	Rear Spoiler	No
	Door Handles	Chrome
	Side Steps	Yes
	Door Entry	Keyless Entry
	Colour Tone	One-Tone
















INTERIOR FEATURES














	Instrument Cluster	Analog + LCD
	Steering Wheel Controls	Yes
	Air Conditioning	Automatic
	Infotainment Screen	8"
	Apple CarPlay & Android Auto	Yes
	Speakers	6
	Power Windows	Yes
	Seating Material	Fabric
	Driver Seat Adjustment	Manual
	USB Ports	Yes
	Cup Holders	Yes
	Storage Compartments	Yes
	Push Button Start	Yes



DRIVER'S ASSIST

	Cruise Control	Yes
	Lane Keep Assist	Yes
	Lane Departure Warning	Yes
	Blind Spot Monitoring	No
	Pre-Collision System	Yes
	Automatic Emergency Braking	Yes
	Driver Attention Alert	No
	Parking Sensors	No
	Rearview Camera	Yes
	360° Surround View Camera	No
	Hill Start Assist	Yes
	Hill Descent Control	Yes
	Crawl Control	No

SAFETY FEATURES

	Front Airbags	Yes
	Side & Curtain Airbags	Yes
	Anti-Lock Braking System	Yes
	Electronic Stability Control	Yes
	Traction Control System	Yes
	Brake Assist	Yes
	Seatbelts with Pretensioners	Yes
	ISOFIX / Child Seat Anchors	Yes
	Tyre Pressure Monitoring System	Yes
	Rear Door Child Lock	Yes
	Crash Sensor Fuel Cut-Off	Yes
	Auto Brake Hold	No
	Engine Immobilizer	Yes

