



TOYOTA PRADO 250 ALL-ROUNDER

2025 · LHD

White Exterior · Black Interior



8.5 s

0-100 km/h



267 HP

2.4L Inline-4 (I4)



4WD

8-Speed Automatic

Vehicle Variant Code: LPRADO2502.4P_16








TECHNICAL FEATURES

 Torque	430 Nm @ 1700–3600 rpm
 Fuel Type	Petrol
 Fuel Economy (km/l)	Approx. 10–11
 Steering Type	Electric Power-Assist
 Front Suspension	Double Wishbone
 Rear Suspension	4-Link Rigid
 Fuel Tank Capacity	110 L

DIMENSIONS

 Length	4930 mm
 Width	1980 mm
 Height	1935 mm
 Wheelbase	2850 mm
 Ground Clearance	205 mm

WHEELS & HANDLING














 Brakes	Disk All Wheels
 Turning Circle	12 m
 Tyre Size	265/65 R18
 Rim Material	Alloy
 Tire Load	114


EXTERIOR FEATURES

	Headlights	LED
	Daytime Running Lights (DRL)	Yes
	Fog Lights	Yes
	Power-Folding Mirrors	Yes
	Side Mirrors	Body Color
	Adaptive Headlights	No
	Headlight Washers	No
	Sunroof	No
	Rear Spoiler	No
	Door Handles	Body Color
	Side Steps	Yes
	Door Entry	Smart Entry
	Colour Tone	One-Tone
















INTERIOR FEATURES














	Instrument Cluster	LCD 7"
	Steering Wheel Controls	Yes
	Air Conditioning	Automatic
	Infotainment Screen	12.3"
	Apple CarPlay & Android Auto	Yes
	Speakers	6
	Power Windows	Yes
	Seating Material	Leather
	Driver Seat Adjustment	Power
	USB Ports	Yes
	Cup Holders	Yes
	Storage Compartments	Yes
	Push Button Start	Yes



DRIVER'S ASSIST

	Cruise Control	Yes
	Lane Keep Assist	No
	Lane Departure Warning	No
	Blind Spot Monitoring	No
	Forward Collision Warning	No
	Automatic Emergency Braking	No
	Driver Attention Alert	No
	Parking Sensors	Front & Rear
	Rearview Camera	Yes
	360° Surround View Camera	No
	Hill Start Assist	Yes
	Hill Descent Control	Yes
	Crawl Control	Yes

SAFETY FEATURES

	Front Airbags	Yes
	Side & Curtain Airbags	Yes
	Anti-Lock Braking System	Yes
	Electronic Stability Control	Yes
	Traction Control System	Yes
	Brake Assist	Yes
	Seatbelts with Pretensioners	Yes
	ISOFIX / Child Seat Anchors	Yes
	Tyre Pressure Monitoring System	Yes
	Rear Door Child Lock	Yes
	Crash Sensor Fuel Cut-Off	Yes
	Auto Brake Hold	Yes
	Engine Immobilizer	Yes

