



# TOYOTA PRADO 250 VX PREMIUM

2026 · LHD

Bronze Exterior · Beige Interior



**10.5 s**

0-100 km/h



**204 HP**

2.8L Inline-4 (I-4)



**4WD**

8-Speed Automatic

Vehicle Variant Code: LPRADO2502.8D\_48



## TECHNICAL FEATURES

Torque	500 Nm @ 1600–2800 rpm
Fuel Type	Diesel
Fuel Economy (km/l)	Approx. 11–12
Steering Type	Electric Power Steering
Front Suspension	Adaptive Variable Suspension
Rear Suspension	Multi-Link Suspension
Fuel Tank Capacity	110 L (80 L Main + 30 L Sub Tank)

## DIMENSIONS

Length	4930 mm
Width	1980 mm
Height	1935 mm
Wheelbase	2850 mm
Ground Clearance	215 mm

## WHEELS & HANDLING














Brakes	Disk All Wheels
Turning Circle	11.6 m
Tyre Size	265/60 R20
Rim Material	Alloy
Tire Load	113



## EXTERIOR FEATURES

	Headlights	LED
	Daytime Running Lights (DRL)	Yes
	Fog Lights	Yes
	Power-Folding Mirrors	Yes
	Side Mirrors	Body-Color
	Adaptive Headlights	No
	Headlight Washers	No
	Sunroof	Yes
	Rear Spoiler	Yes
	Door Handles	Body-Color
	Side Steps	Yes
	Door Entry	Smart Key
	Colour Tone	One-Tone
















## INTERIOR FEATURES














	Instrument Cluster	12.3" LCD
	Steering Wheel Controls	Yes
	Air Conditioning	Automatic
	Infotainment Screen	12.3"
	Apple CarPlay & Android Auto	Yes
	Speakers	14
	Power Windows	Yes
	Seating Material	Leather
	Front Seats Adjustment	Electric
	USB Ports	Yes
	Cup Holders	Yes
	Storage Compartments	Yes
	Push Button Start	Yes



## DRIVER'S ASSIST

	Cruise Control	Yes
	Lane Keep Assist	No
	Lane Departure Warning	No
	Blind Spot Monitoring	No
	Forward Collision Warning	No
	Automatic Emergency Braking	No
	Driver Attention Alert	No
	Parking Sensors	Front & Rear
	Rearview Camera	Yes
	360° Surround View Camera	Yes
	Hill Start Assist	Yes
	Hill Descent Control	Yes
	Crawl Control	Yes

## SAFETY FEATURES

	Front Airbags	Yes
	Side & Curtain Airbags	Yes
	Anti-Lock Braking System	Yes
	Electronic Stability Control	Yes
	Traction Control System	Yes
	Brake Assist	Yes
	Seatbelts with Pretensioners	Yes
	ISOFIX / Child Seat Anchors	Yes
	Tyre Pressure Monitoring System	Yes
	Rear Door Child Lock	Yes
	Crash Sensor Fuel Cut-Off	Yes
	Auto Brake Hold	Yes
	Engine Immobilizer	Yes

