



SUZUKI S-PRESSO GL

2026 · LHD

Grey Exterior · Grey Interior



14.0 s

0-100 km/h



65 HP

1.0L Inline 3 Cyl



FWD

5-Speed Automatic

Vehicle Variant Code: LS-PRESSO1.0P_1








TECHNICAL FEATURES

 Torque	89 Nm @ 3500 rpm
 Fuel Type	Petrol
 Fuel Economy (km/l)	20–21
 Steering Type	Electric Power Steering
 Front Suspension	MacPherson Strut
 Rear Suspension	Torsion Beam
 Fuel Tank Capacity	27 L

DIMENSIONS

 Length	3565 mm
 Width	1520 mm
 Height	1567 mm
 Wheelbase	2380 mm
 Ground Clearance	180 mm

WHEELS & HANDLING














 Brakes	Disk & Drum
 Turning Circle	9.0 m
 Tyre Size	165/70 R14
 Rim Material	Alloy
 Tire Load	81

EXTERIOR FEATURES

 Headlights	Halogen
 Daytime Running Lights (DRL)	No
 Fog Lights	No
 Power-Folding Mirrors	No
 Side Mirrors	Body-Color
 Adaptive Headlights	No
 Headlight Washers	No
 Sunroof	No
 Rear Spoiler	No
 Door Handles	Body-Color
 Side Steps	No
 Door Entry	Manual Entry
 Colour Tone	One-Tone
















INTERIOR FEATURES














 Instrument Cluster	Digital Central
 Steering Wheel Controls	Yes
 Air Conditioning	Yes
 Infotainment Screen	7"
 Apple CarPlay & Android Auto	Yes
 Speakers	2
 Power Windows	Front
 Seating Material	Fabric
 Front Seats Adjustment	Manual
 USB Ports	Yes
 Cup Holders	Yes
 Storage Compartments	Yes
 Push Button Start	No



DRIVER'S ASSIST

	Cruise Control	No
	Lane Keep Assist	No
	Lane Departure Warning	No
	Blind Spot Monitoring	No
	Forward Collision Warning	No
	Automatic Emergency Braking	No
	Driver Attention Alert	No
	Parking Sensors	Yes
	Rearview Camera	No
	360° Surround View Camera	No
	Hill Start Assist	Yes
	Hill Descent Control	No
	Crawl Control	No

SAFETY FEATURES

	Front Airbags	Yes
	Side & Curtain Airbags	No
	Anti-Lock Braking System	Yes
	Electronic Stability Control	Yes
	Traction Control System	Yes
	Brake Assist	Yes
	Seatbelts with Pretensioners	Yes
	ISOFIX / Child Seat Anchors	Yes
	Tyre Pressure Monitoring System	Yes
	Rear Door Child Lock	Yes
	Crash Sensor Fuel Cut-Off	Yes
	Auto Brake Hold	No
	Engine Immobilizer	Yes

