



SUZUKI S-PRESSO GL

2026 · LHD

White Exterior · Grey Interior



14.0 s

0-100 km/h



65 HP

1.0L Inline 3 Cyl



FWD

5-Speed Automatic

Vehicle Variant Code: LS-PRESSO1.0P_1



TECHNICAL FEATURES

Torque	89 Nm @ 3500 rpm
Fuel Type	Petrol
Fuel Economy (km/l)	20–21
Steering Type	Electric Power Steering
Front Suspension	MacPherson Strut
Rear Suspension	Torsion Beam
Fuel Tank Capacity	27 L

DIMENSIONS

Length	3565 mm
Width	1520 mm
Height	1567 mm
Wheelbase	2380 mm
Ground Clearance	180 mm

WHEELS & HANDLING














Brakes	Disk & Drum
Turning Circle	9.0 m
Tyre Size	165/70 R14
Rim Material	Alloy
Tire Load	81



EXTERIOR FEATURES

	Headlights	Halogen
	Daytime Running Lights (DRL)	No
	Fog Lights	No
	Power-Folding Mirrors	No
	Side Mirrors	Body-Color
	Adaptive Headlights	No
	Headlight Washers	No
	Sunroof	No
	Rear Spoiler	No
	Door Handles	Body-Color
	Side Steps	No
	Door Entry	Manual Entry
	Colour Tone	One-Tone
















INTERIOR FEATURES














	Instrument Cluster	Digital Central
	Steering Wheel Controls	Yes
	Air Conditioning	Yes
	Infotainment Screen	7"
	Apple CarPlay & Android Auto	Yes
	Speakers	2
	Power Windows	Front
	Seating Material	Fabric
	Front Seats Adjustment	Manual
	USB Ports	Yes
	Cup Holders	Yes
	Storage Compartments	Yes
	Push Button Start	No



DRIVER'S ASSIST

	Cruise Control	No
	Lane Keep Assist	No
	Lane Departure Warning	No
	Blind Spot Monitoring	No
	Forward Collision Warning	No
	Automatic Emergency Braking	No
	Driver Attention Alert	No
	Parking Sensors	Yes
	Rearview Camera	No
	360° Surround View Camera	No
	Hill Start Assist	Yes
	Hill Descent Control	No
	Crawl Control	No

SAFETY FEATURES

	Front Airbags	Yes
	Side & Curtain Airbags	No
	Anti-Lock Braking System	Yes
	Electronic Stability Control	Yes
	Traction Control System	Yes
	Brake Assist	Yes
	Seatbelts with Pretensioners	Yes
	ISOFIX / Child Seat Anchors	Yes
	Tyre Pressure Monitoring System	Yes
	Rear Door Child Lock	Yes
	Crash Sensor Fuel Cut-Off	Yes
	Auto Brake Hold	No
	Engine Immobilizer	Yes

